


UHS 80 - 250000/0.5



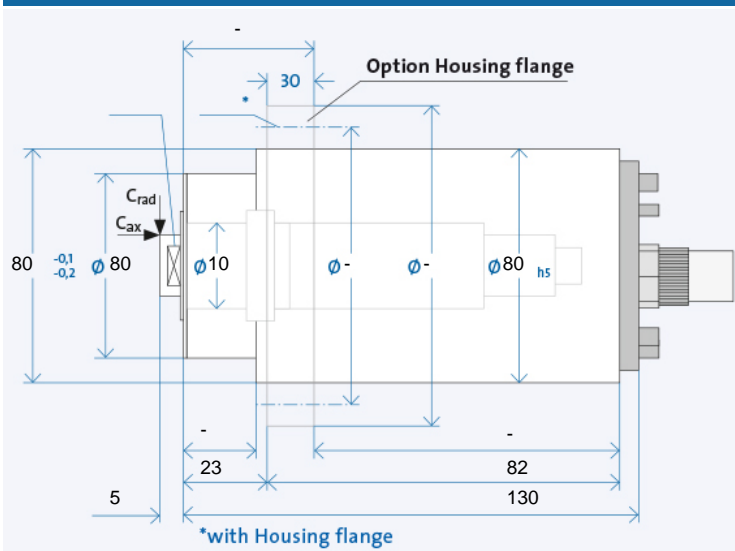
Technical data

Spindle housing- \varnothing	A	[mm]
Speed max.	n_{max}	[min ⁻¹]
Bearing: front	W_1	[mm]
Tool interface		
Flat layout- \varnothing	W	[mm]
Static rigidity		
axial	C_{ax}	[N/ μ m]
radial	C_{rad}	[N/ μ m]
Motor realization		
Frequency max.	f_{max}	[Hz]
Converter voltage ¹⁾		[V]
Power	P_{S1}	[kW]
Torque	M_{S1}	[Nm]
... at speed	n	[min ⁻¹]
Current	I_{S1}	[A]
Power	$P_{S6-60\%}$	[kW]
Torque	$M_{S6-60\%}$	[Nm]
... at speed	n	[min ⁻¹]
Current	$I_{S6-60\%}$	[A]

UHS 80 - 250000/0.5

	80	
	250000	
	10	
	U 6.5/10	
	10	
	7	
	12	
200V	-	-
	4167	
200V	-	-
	0,45	
	0,0172	
	250000	
2,9	-	-
	0,5	
	0,0191	
	250000	
3,2	-	-

TECHNICAL DATA



Electrical connection

Plug type	B025	-	-
Straight plug connection	+	-	-
Coil plug connector	x	-	-
Fixed cable XXm	x	-	-

Coolant feed through the shaft

Low pressure (du)	-
High-pressure (dh)	-

Sensors

Rotary encoder	-
Speed sensor	-

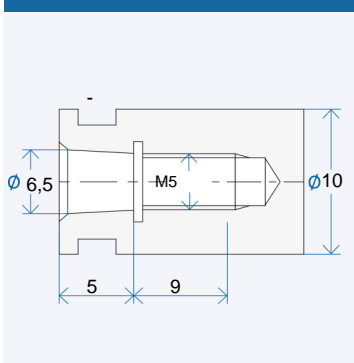
Housing

Cylindrical housing	+
Cylindrical housing with flange	x
Block housing	x
Air-tight seal	+

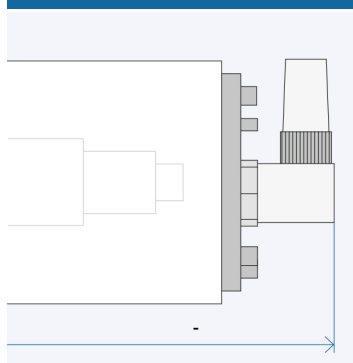
¹⁾ Minimum required starting voltage for the frequency converter.

+ Standard
o Optional
x Upon request

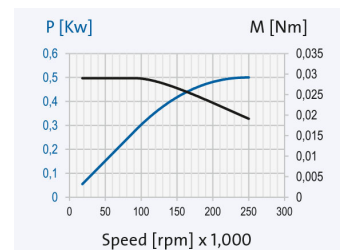
INTERNAL TAPERS WITH A FLAT



ANGLED PLUG OPTION



The data currently provided on the internet apply. Further and detailed information is provided in the GMN 2508 catalogue.



+ UHS 80 - 250000/0.5
R is for clockwise, L for counter-clockwise

GMN

High-speed tool spindles for manual tool change

+ Desired options
www.gmn.de

UHS 80 - 250000/0.5

UHS 80 - 250000/0.5



Delivery contents

Spindles in the UHS series are basically available as a complete system. Items included in delivery are:

- Spindle
- Frequency converter (including motor throttle if needed)
- Lubrication system
- Cable (spindle - frequency converter), supply line
- Hose lines for oil-air lubrication



Frequency converter

Minimizes heating of high-rotational synchronous motors in the UHS series, which are only allowed for limited over-temperatures due to the low rotor volumes (also suitable for asynchronous motors). The required operating parameters are pre-programmed.



Lubrication system

The electronically controlled PRELUB lubrication unit is optimally adapted to the oil-air lubricated GMN spindles and guarantees a long service life.



Cable and hose device

Each 5 meters long.

Also options with special lengths. Please request.

Accessories



Cooling system

GMN cooling units ensure precisely adjustable temperature and quantity delivery of the coolant and achieve consistently low operating temperatures.