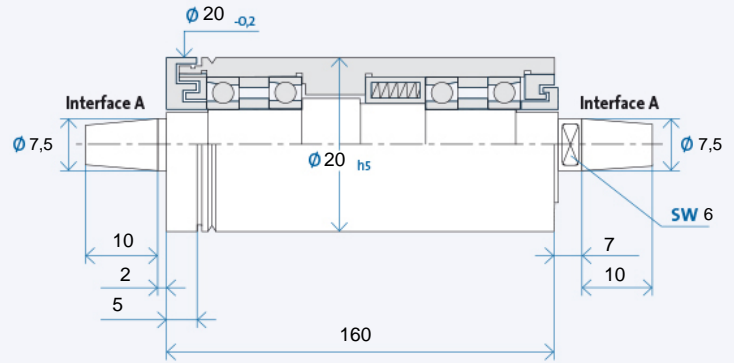


TSA 20 x 160



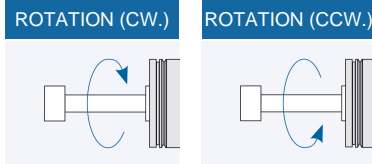
Technical data



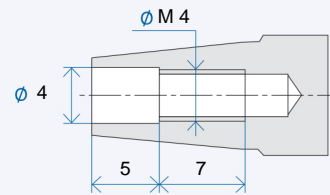
Maximum speed n_{max} [min ⁻¹]* for bearing types:	
Steel (steel)	80000
Hybrid (optional)	x

* without tool

Ordering information: TSA 20 x 160 R is for clockwise, L for counter-clockwise

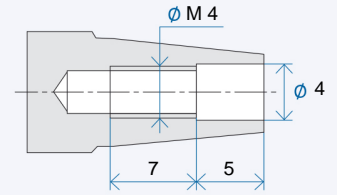


Tool interface



Tool interface: taper 1 : 7,5 nominal value, included angle acc. to GMN precision standards

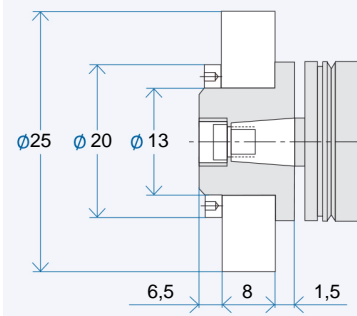
Pulley interface



Pulley interface: taper 1 : 7,5 nominal value, included angle acc. to GMN precision standards

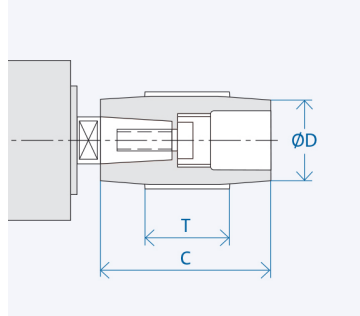
Accessories

TSA Grinding wheel flanges



Ordering information flange: AX₁/X₂/X₃
 X₁: Interface: 07/08/...
 X₂: Flange style: MO/MS
 X₃: Wheel:
 K = Corundum grinding wheel
 D = Diamond or CBN grinding wheel
 Puller for flange: AX₁/X₂
 Balancing quill for flange: AX₁

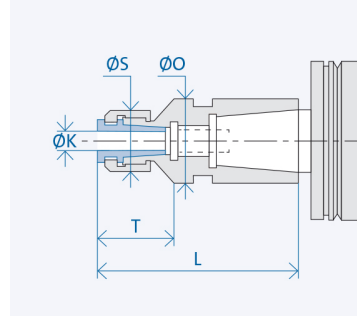
Pulleys



Interface	Dimensions [mm]		
	D	C	T
A 07	14	20	10
	28	20	10

Ordering information pulley: AX₁-X₂
 X₁: Interface: 07/08/...
 X₂: Figure from column D
 Puller for pulley: AX₁/...

TSA Collet chuck



Interface	Dimensions [mm]				
	K	T	L	S	O
A 07	2	13,5	36	14	10,5
	3	13,5	36	14	10,5
	4	13,5	36	14	10,5

Ordering information collet chuck: AX₁/X₂-(K)
 X₁: Interface: 07/08/...
 X₂: Housing diameter: 20/26/...
 (K) = Inner diameter collet chuck