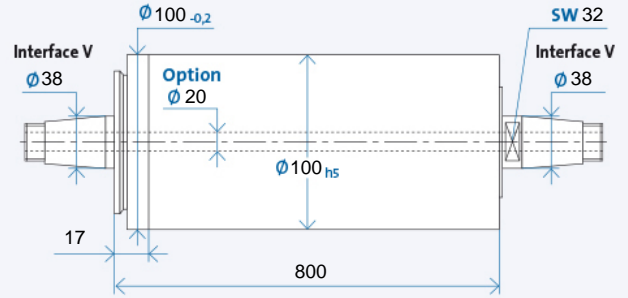


TSAV 100 x 800



Technical data



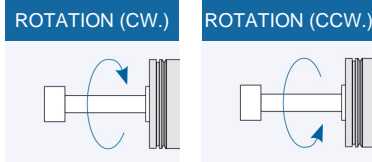
Spindle shaft bore is optional

Maximum speed n_{max} [min^{-1}]* for bearing types:

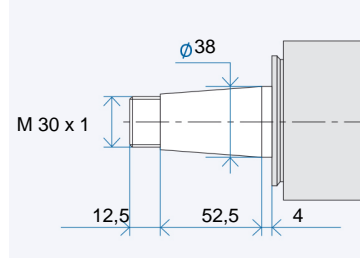
Standard	5500
Modified (optional)	7000

* without tool

Ordering information: TSAV 100 x 800 R is for clockwise, L for counter-clockwise

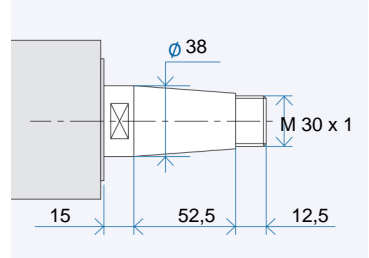


Tool interface



Tool interface: fitting bores with flat contact face acc. to GMN precision standards

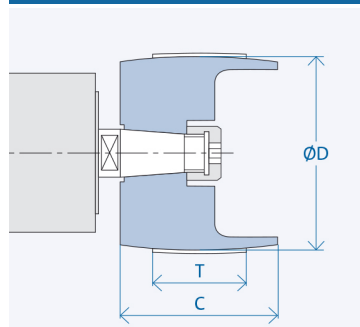
Pulley interface



Pulley interface: taper 1 : 7,5 nominal value, included angle acc. to GMN precision standards

Accessories

Pulleys



Interface	Dimensions [mm]		
	D	C	T
V 38	80	80	70
	125	80	70

Ordering information pulley: VX₁-X₂
 X₁: Interface: 12/15/...
 X₂: Figure from column D
 Puller for pulley: VX₁/...

Anti-rotation slot

Option from TSAV 50 up to TSAV 80
 Standard from TSAV 100

The lock pin is not included in the scope of delivery and must be ordered separately.

Optional equipment (on request)

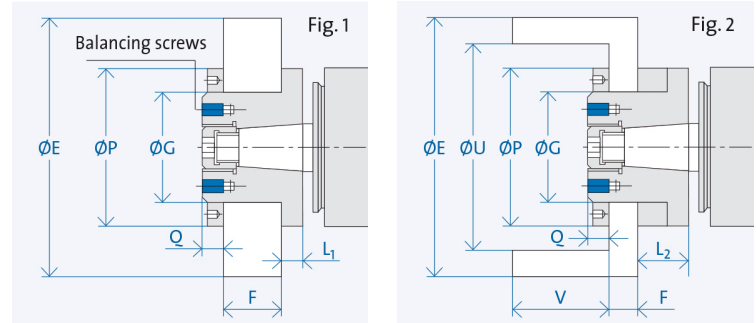
- Balancing systems (manual or automatic)
- Special seal
- Housing design

TSAV 100 x 800



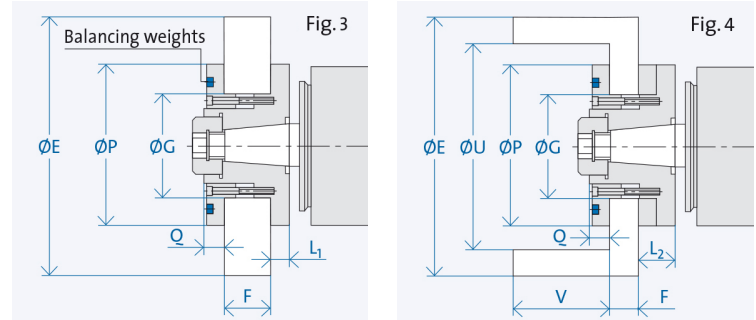
Accessories

TSAV Grinding wheel flanges MS



Interface		Dimensions [mm]				Grinding wheel [mm]					Speed [min ⁻¹] at v _c =35 m/s ²⁾
		P	Q	L ₁	L ₂	E	G	F	U	V	
V38	Fig. 1	110	13,5	13	-	175	76	30 - 40	-	-	3800
	Fig. 2	110	13,5	13	30	175	76	13 - 23	190	100	3800

TSAV Grinding wheel flanges SN



Interface		Dimensions [mm]				Grinding wheel [mm]					Speed [min ⁻¹] at v _c =35 m/s ²⁾
		P	Q	L ₁	L ₂	E	G	F	U	V	
V38	Fig. 3	110	13	13	-	250	76	20 - 40	-	-	2600
	Fig. 4	110	13	13	28	250	76	5 - 25	190	100	2600

²⁾ Attention! Wheel selection must be in accordance with the manufacturer's recommendation for maximum speed.

Ordering information flange: V X₁/X₂/X₃/X₄

X₁: Interface: 12/15/...

X₂: MS = Flange style MS
SN = Flange style SN

X₃: G = Straight grinding wheel
T = Cup grinding wheel

X₄: K = Corundum grinding wheel, Ø G₁₇
D = Diamond or CBN grinding wheel, Ø G₁₄

Puller for flange: V X₁/X₂

Balancing quill for flange: V X₁

Anti-rotation slot

TSAV 50 up to TSAV 80:
Option: Flange style MS
From TSAV 100:
Standard: Flange style SN

The lock pin is not included in the scope of delivery and must be ordered separately.