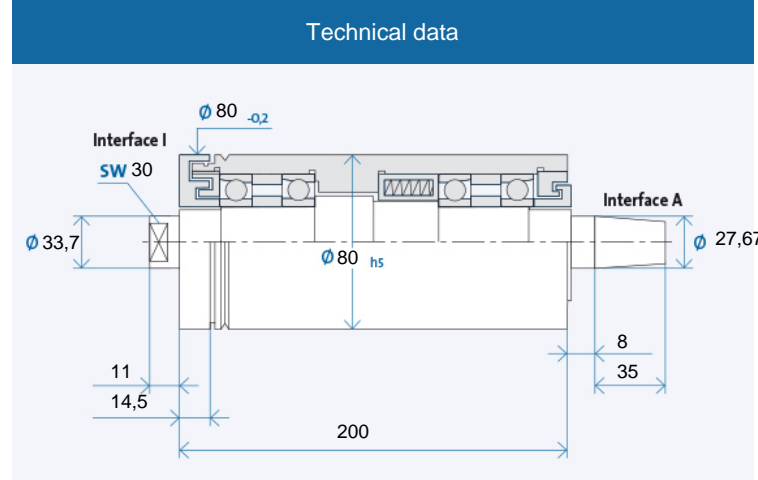


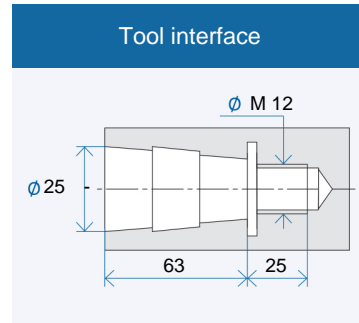
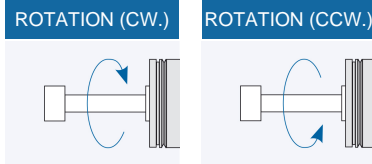
# TSI 80 x 200



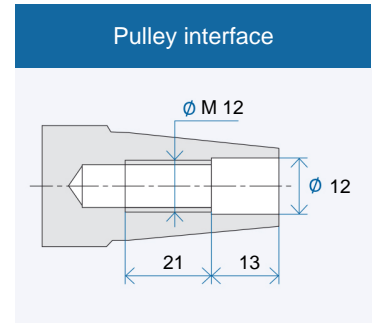
Maximum speed $n_{max}$ [min-1]* for bearing types:	
Steel (steel)	20000
Hybrid (optional)	25000

\* without tool

Ordering information: TSI 80 x 200 R is for clockwise, L for counter-clockwise

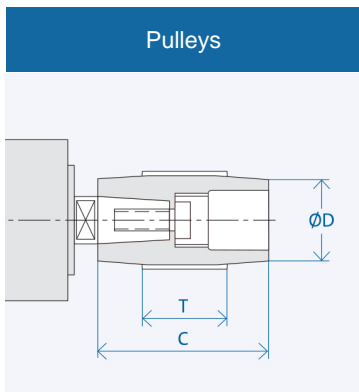


Tool interface: taper 1 : 7,5 nominal value, included angle acc. to GMN precision standards



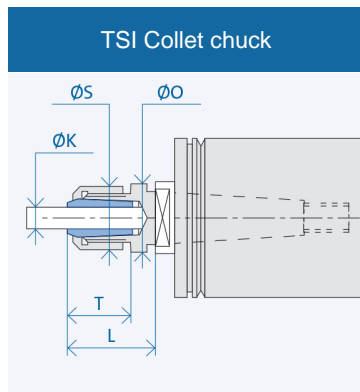
Pulley interface: taper 1 : 7,5 nominal value, included angle acc. to GMN precision standards

## Accessories



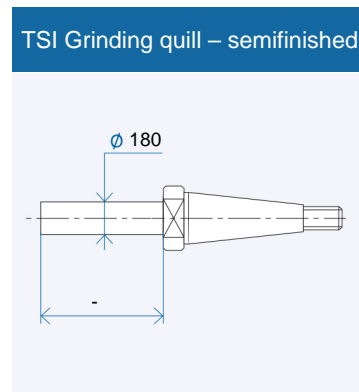
Interface	Dimensions [mm]		
	D	C	T
A 27	40	70	50
	45	70	50
	50	70	50
	56	70	50
	125	70	50

Ordering information pulley: AX<sub>1</sub>-X<sub>2</sub>  
 X<sub>1</sub>: Interface: 10/13/...  
 X<sub>2</sub>: Figure from column D  
 Puller for pulley: AX<sub>1</sub>/...



Interface	Dimensions [mm]				
	K	T	L	S	O
I25	6	36	43	35	34
	8	36	43	35	34
	10	36	43	35	34
	12	36	43	35	34

Ordering information collet chuck: I X<sub>1</sub> - (K)  
 X<sub>1</sub>: Interface: 10/14/...  
 (K) = Inner diameter collet chuck



Ordering information semifinished: I X<sub>1</sub>  
 X<sub>1</sub>: Interface 10/14/...