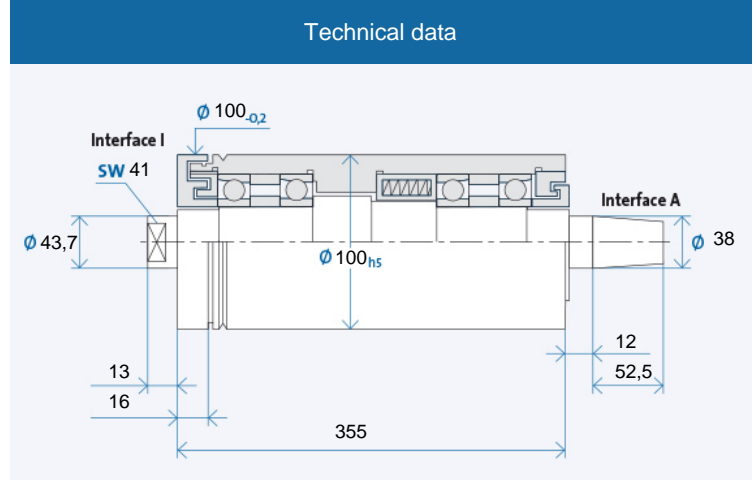


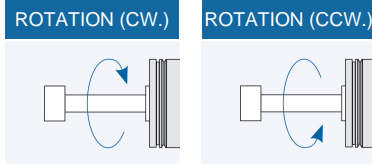
TSI 100 x 355



Maximum speed n_{max} [min ⁻¹]* for bearing types:	
Steel (steel)	15000
Hybrid (optional)	20000

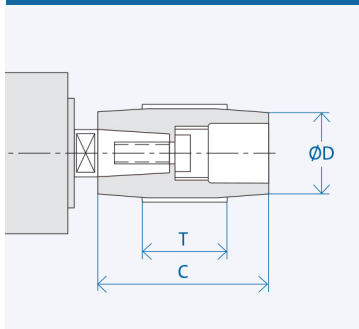
* without tool

Ordering information: TSI 100 x 355 R is for clockwise, L for counter-clockwise



Accessories

Pulleys



Interface	Dimensions [mm]		
	D	C	T
A 38	50	80	60
	63	80	60
	160	80	60

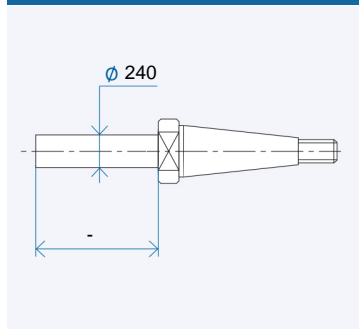
Ordering information pulley: AX₁-X₂

X₁: Interface: 10/13/...

X₂: Figure from column D

Puller for pulley: AX₇/...

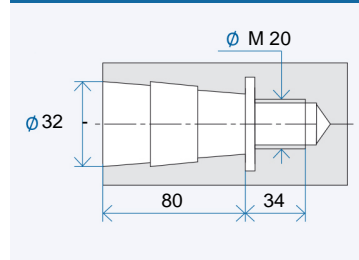
TSI Grinding quill – semifinished



Ordering information semifinished: I X₁

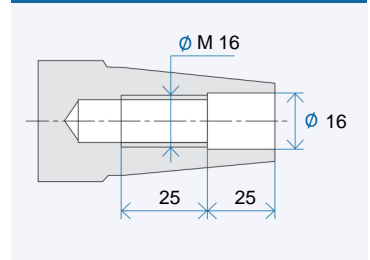
X₁: Interface 10/14/...

Tool interface



Tool interface: taper 1 : 7,5 nominal value, included angle acc. to GMN precision standards

Pulley interface



Pulley interface: taper 1 : 7,5 nominal value, included angle acc. to GMN precision standards