
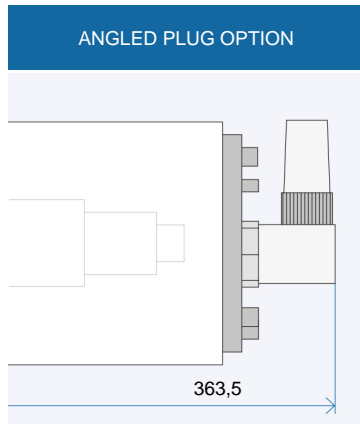
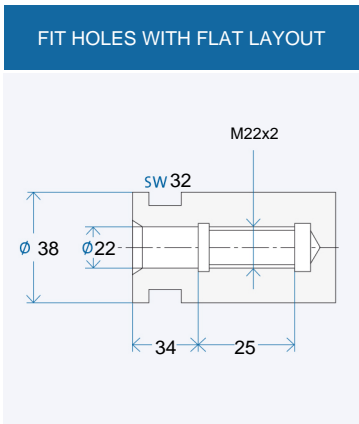
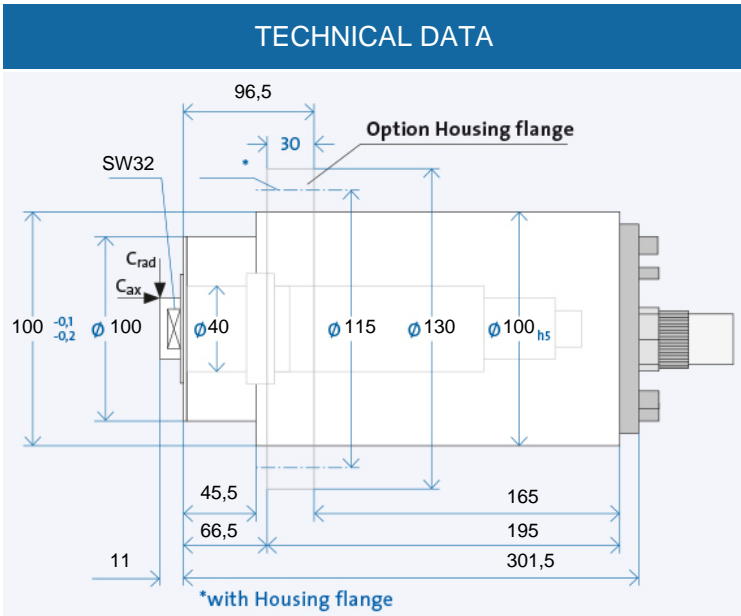


HV-X 100 - 45000/9



Technical data		
∅ Spindle housing	A	[mm]
Speed max.	n_{max}	[min ⁻¹]
Bearing; front	W_1	[mm]
Tool interface		
∅ Flat layout	W	[mm]
Static rigidity		
axial	C_{ax}	[N/μm]
radial	C_{rad}	[N/μm]
Motor realization		
Frequency max.	f_{max}	[Hz]
Converter voltage ¹⁾		[V]
Power	P_{S1}	[kW]
Torque	M_{S1}	[Nm]
... at speed	n	[min ⁻¹]
Current	I_{S1}	[A]
Power	$P_{S6-60\%}$	[kW]
Torque	$M_{S6-60\%}$	[Nm]
... at speed	n	[min ⁻¹]
Current	$I_{S6-60\%}$	[A]

HV-X 100 - 45000/9			
100			
45000			
40			
D 22/38			
38			
76			
85			
200 V	350 V	460 V	
1500			
200	350	460	
7,5			
2,39			
30000			
42	24	18	
9			
2,86			
30000			
49	28	21	



Electrical connection		
Plug type		
Straight plug connection		
Coil plug connector		
Fixed cable XXm		
Coolant feed through the shaft		
Low pressure (du)		
High-pressure (dh)		
Sensors		
Rotary encoder		
Speed sensor		
Housing		
Cylindrical housing		
Cylindrical housing with flange		
Block housing		
Air-tight seal		

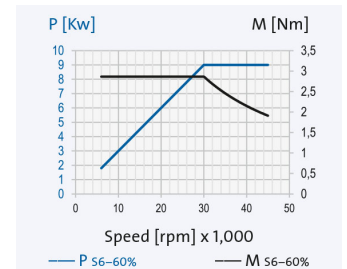
GA	GA	GA
+	+	+
o	o	o
o	o	o
	o	
	-	
	-	
	+	
	+	
	o	
	x	
	o	

¹⁾ Minimum required starting voltage for the frequency converter.

- + Standard
- o Optional
- x Upon request

Ordering information:

HV-X 100 - 45000/9
 R is for clockwise, L for counter-clockwise
 + Desired options



The data currently provided on the internet apply. Further and detailed information is provided in the GMN 2508 catalogue.

HV-X 100 - 45000/9

Grinding quills

GMN produces grinding quills with high round and flat face accuracy for all available GMN grinding mandrel receivers.

FIG. 1: CEMENTED (KI)

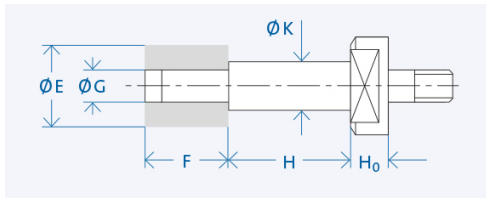


FIG. 2: WITH ADJUSTMENT SCREW (PS)

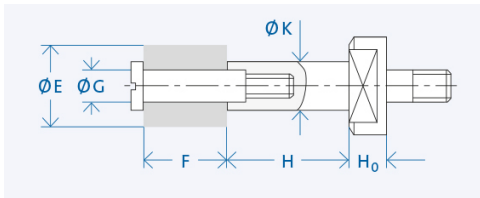
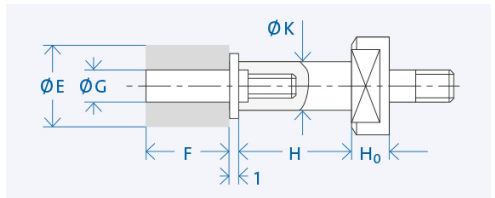
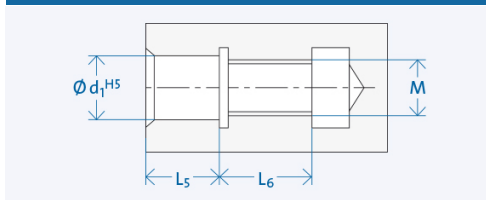


FIG. 3: FOR GRINDING WHEELS ON THREADED PIN (PL)*



FITTING HOLE FOR FIG. 2 AND 3



d ₁	M	L ₅	L ₆
4	M3	5	8
6	M5	7	11
8	M6	9	12
10	M8	12	14
13	M12	13	17

Interface	K [mm]	H [mm]	Wheel E x F [mm]	G [mm]	Grinding wheel attachment	H ₀ [mm]
D 22/38	13	32	20 x 20	8	PS/PL	12
	20	40	32 x 25	13	PS/PL	
	25	50	40 x 32	16	MU	

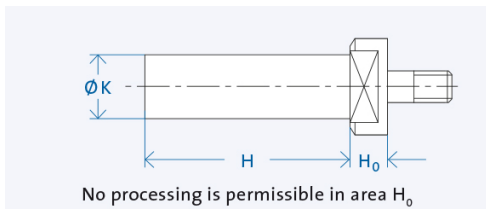
Ordering information:

[Mandrel Ø K] x [Mandrel length H] - [Grinding wheels ø G] x [Grinding wheel width F] [Interface] [Mandrel fixation]

Example: Grinding quill 16 x 40 - 10 x 25 D16/28 PS

Semi-finished goods

GMN semi-finished products allow the individual adaptation of the tool interface for any connections.



d ₁	K [mm]	H [mm]
D 22/38	38	174

Ordering information: »Semi-finished goods« [Shaft Ø K] x [Shaft length H] [Interface]

Example: Semi-finished goods 34 x 180 D16/33

Lubrication system

The electronically controlled PRELUB lubrication unit is optimally adapted to the oil-air lubricated GMN spindles and guarantees a long service life.



Cooling system

GMN cooling units ensure precisely adjustable temperature and quantity delivery of the coolant and achieve consistently low operating temperatures.



Cable and plug

Ready-made cables with B048, B049, GA, MAC, D500 and STK plugs are available on request. For the spindle/converter connection, GMN supplies UL/CSA approved electrical cables suitable for use in drag chains.

