


HSX 170 - 18000/34



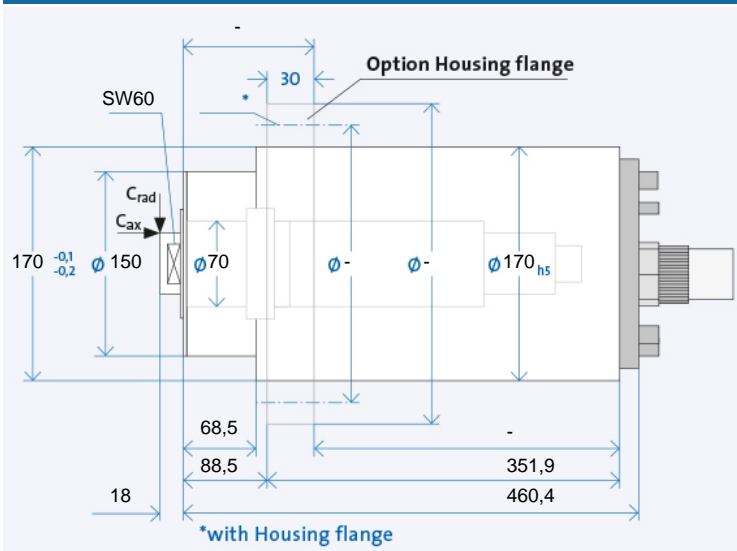
Technical data

∅ Spindle housing	A	[mm]
Speed max.	n_{max}	[min ⁻¹]
Bearing; front	W_1	[mm]
Tool interface		
∅ Flat layout	W	[mm]
Static rigidity		
axial	C_{ax}	[N/μm]
radial	C_{rad}	[N/μm]
Motor realization		
Frequency max.	f_{max}	[Hz]
Converter voltage ¹⁾		[V]
Power	P_{S1}	[kW]
Torque	M_{S1}	[Nm]
... at speed	n	[min ⁻¹]
Current	I_{S1}	[A]
Power	$P_{S6-60\%}$	[kW]
Torque	$M_{S6-60\%}$	[Nm]
... at speed	n	[min ⁻¹]
Current	$I_{S6-60\%}$	[A]

HSX 170 - 18000/34

170		
18000		
70		
D 36/68		
68		
135		
262		
200 V	350 V	460 V
600		
200	350	460
29		
25,2		
11000		
117	67	51
34		
29,5		
11000		
137	78	59

TECHNICAL DATA



Electrical connection

Plug type	D350	
Straight plug connection	+	+
Coil plug connector	o	o
Fixed cable XXm	o	o

Coolant feed through the shaft

Low pressure (du)	-
High-pressure (dh)	x

Sensors

Rotary encoder	x
Speed sensor	+

Housing

Cylindrical housing	+
Cylindrical housing with flange	o
Block housing	x
Air-tight seal	o

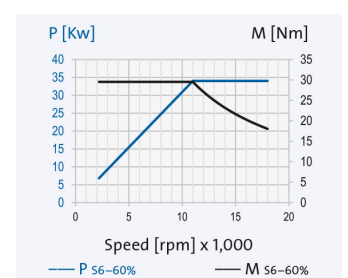
¹⁾ Minimum required starting voltage for the frequency converter.

+ Standard
o Optional
x Upon request

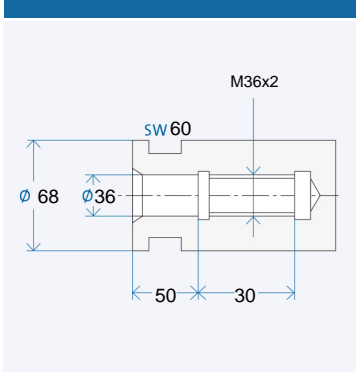
Ordering information:

HSX 170 - 18000/34
R is for clockwise, L for counter-clockwise
+ Desired options

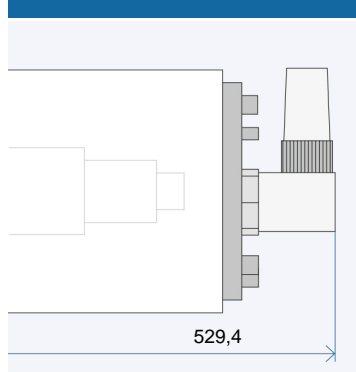
D350	MAC	MAC
+	+	+
o	o	o
o	o	o
Coolant feed through the shaft		
-		
x		
Sensors		
x		
+		
Housing		
+		
o		
x		
o		



FIT HOLES WITH FLAT LAYOUT



ANGLED PLUG OPTION



The data currently provided on the internet apply. Further and detailed information is provided in the GMN 2508 catalogue.

HSX 170 - 18000/34

Grinding quills

GMN produces grinding quills with high round and flat face accuracy for all available GMN grinding mandrel receivers.

FIG. 1: CEMENTED (KI)

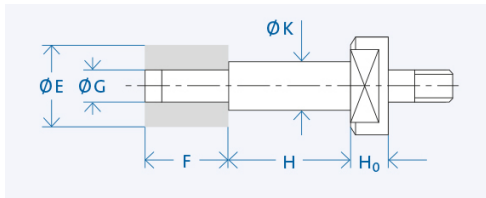


FIG. 2: WITH ADJUSTMENT SCREW (PS)

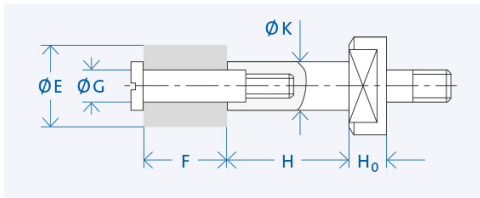
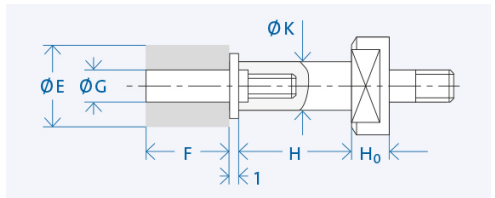
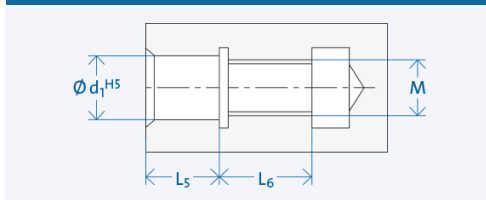


FIG. 3: FOR GRINDING WHEELS ON THREADED PIN (PL)*



FITTING HOLE FOR FIG. 2 AND 3



d ₁	M	L ₅	L ₆
4	M3	5	8
6	M5	7	11
8	M6	9	12
10	M8	12	14
13	M12	13	17

Interface	K [mm]	H [mm]	Wheel E x F [mm]	G [mm]	Grinding wheel attachment	H ₀ [mm]
D 36/68	32	63	50 x 40	20	MU	15
	40	80	63 x 40	25	MU	
	56	125	100 x 40	36	MU	

Ordering information:
 [Mandrel ø K] x [Mandrel length H] - [Grinding wheels ø G] x [Grinding wheel width F] [Interface] [Mandrel fixation]
 Example: Grinding quill 16 x 40 - 10 x 25 D16/28 PS



Lubrication system

The electronically controlled PRELUB lubrication unit is optimally adapted to the oil-air lubricated GMN spindles and guarantees a long service life.



Cooling system

GMN cooling units ensure precisely adjustable temperature and quantity delivery of the coolant and achieve consistently low operating temperatures.



Cable and plug

Ready-made cables with B048, B049, GA, MAC, D500 and STK plugs are available on request. For the spindle/converter connection, GMN supplies UL/CSA approved electrical cables suitable for use in drag chains.