




DIRECTLUB BEARINGS for Direct Oil Lubrication through the Outer Ring

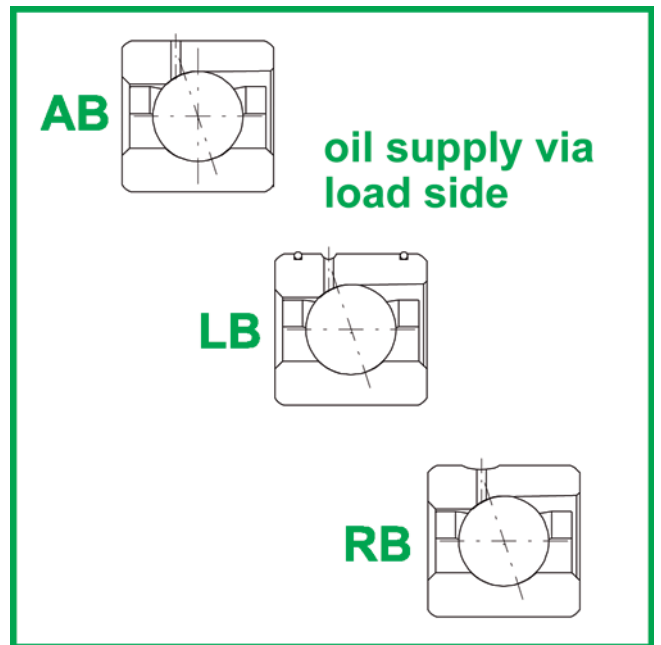
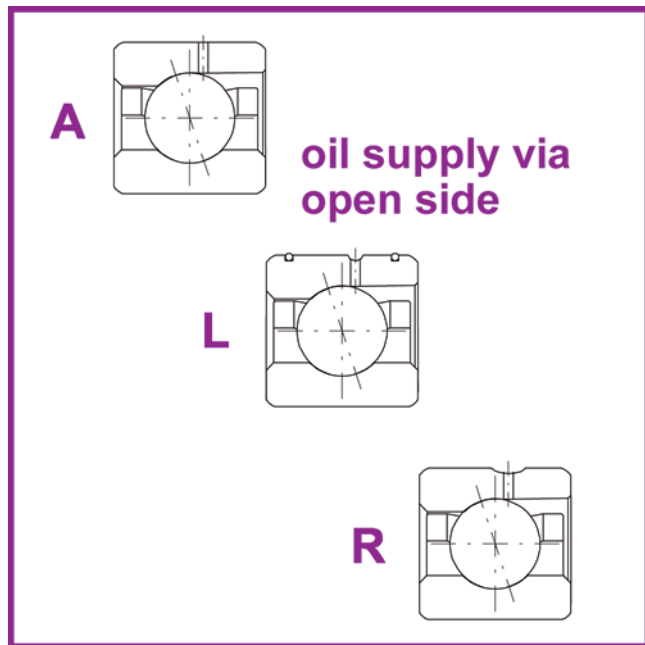
DirectLub bearings are used in spindles with oil-air lubrication or oil-jet lubrication whenever it is necessary to optimize the available space or the quantity of the lubricant for each individual bearing.

Advantages and Characteristics

- No axial injection nozzles required, thus cost and space savings
- Better proportioning of lubricant possible, thus reduced operating costs (compressed air, oil consumption) and more environmentally friendly
- Lubricant supply directly to ball contact area
- Reduced sensitivity towards axial air flow



Design



Designation Examples

Ball material	Bearing type	Bearing size	Contact angle	Cage	Precision	Matching	Coating
Steel							
-	SL	6005	E	TA	HG	DUL	-
Ceramic							
HY	SMA	6008	C	TA	UP	DUL	SCT
Ceramic							
HY	KHRB	61914	C	TA	P4	DUL	-

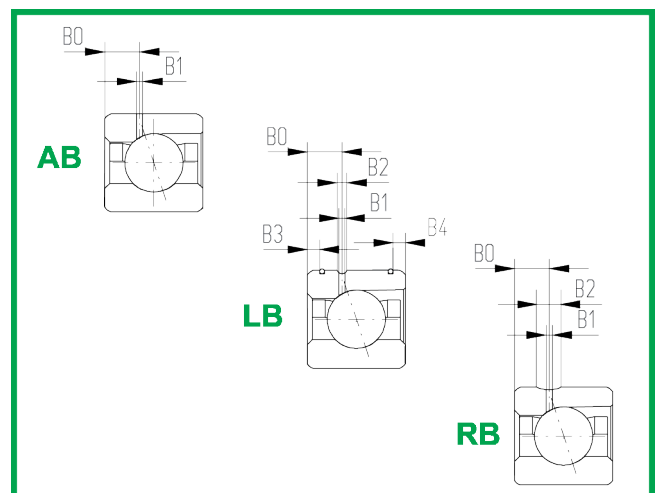
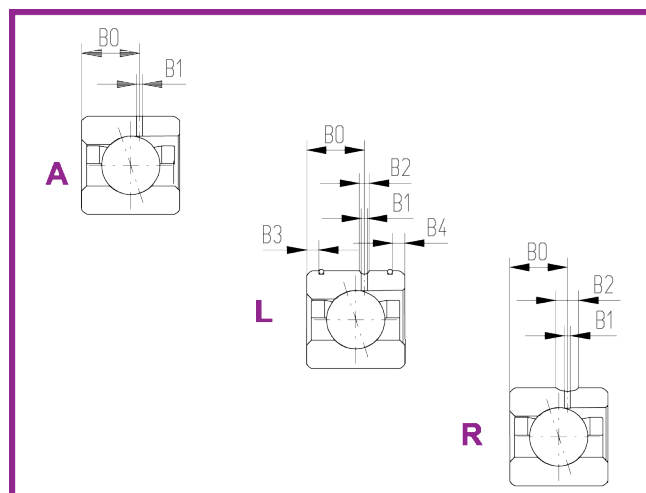
Specifications are subject to change without notice.



DIRECTLUB BEARINGS for Direct Oil Lubrication through the Outer Ring

Dimensions [mm] DIRECTLUB BEARINGS

Oil supply via Design		Direct oil lubrication through outer ring - Bearing type KH											
		Open side						Load side - Contact angle C only!					
d	Size	B0	A	L			R	B0	AB	LB		RB	
			B1	B2	B3	B4	B2		B1	B2	B3	B4	B2
10	61900	3.8	0.5				1.6						
12	61901	3.8	0.5				1.6						
15	61902	4.4	0.5				1.6						
17	61903	4.4	0.5				1.6						
20	61904	5.4	0.5	1.4	1.2	1.2	1.6						
25	61905	5.4	0.5	1.4	1.2	1.2	1.6						
30	61906	5.4	0.5	1.4	1.2	1.2	1.6						
35	61907	5.9	0.5	1.6	2.5	1.5	2.4						
40	61908	7.0	0.5	1.6	3.4	2.4	2.4						
45	61909	7.0	0.5	1.6	3.4	2.4	2.4						
50	61910	7.0	0.5	1.6	3.4	2.4	2.4						
55	61911	7.6	0.5	1.6	4.3	2.3	2.4						
60	61912	7.6	0.5	1.6	4.3	2.3	2.4						
65	61913	7.7	0.5	1.6	4.2	2.2	2.4						
70	61914	9.3	0.5	1.6	5.3	3.3	3.5						
10	6000	5.0	0.5				1.6						
12	6001	5.0	0.5				1.6						
15	6002	5.6	0.5				2.4						
17	6003	6.1	0.5	1.6	1.4	1.4	2.4						
20	6004	7.0	0.5	1.6	2.5	2.5	2.4						
25	6005	7.0	0.5	1.6	3.4	2.4	2.4						
30	6006	7.4	0.5	1.6	4.0	3.0	2.4						
35	6007	8.1	0.5	1.6	4.3	3.3	2.4	5.1	0.5				2.4
40	6008	8.7	0.5	1.6	4.2	3.2	2.4	5.6	0.5	1.4	3.2	2.2	2.4
45	6009	9.4	0.5	1.6	4.5	3.5	3.5	6.1	0.5	1.4	3.2	2.2	3.2
50	6010	9.4	0.5	1.6	4.5	3.5	3.5	6.1	0.5	1.4	3.2	2.2	3.2
55	6011	10.3	0.5	1.6	5.1	4.6	3.5	6.6	0.5	1.4	3.7	3.2	3.2
60	6012	10.3	0.5	1.6	5.1	4.6	3.5	6.6	0.5	1.4	3.7	3.2	3.2
65	6013	10.5	0.5	1.6	4.9	4.4	3.5	6.6	0.5	1.4	3.7	3.2	3.2
70	6014	11.7	0.5	1.6	5.4	4.9	3.5	7.2	0.5	1.4	3.9	3.4	3.2



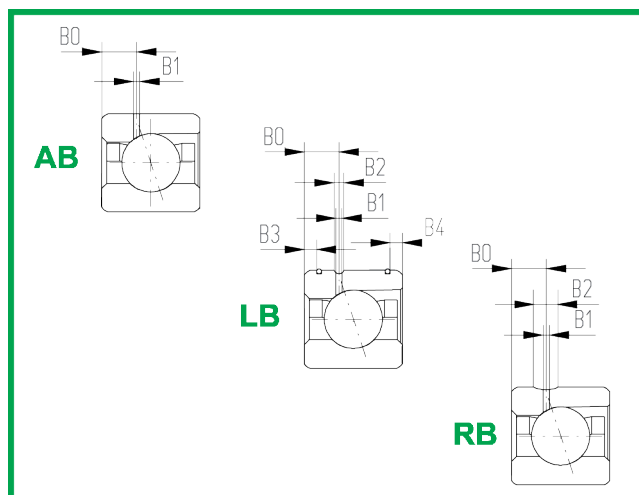
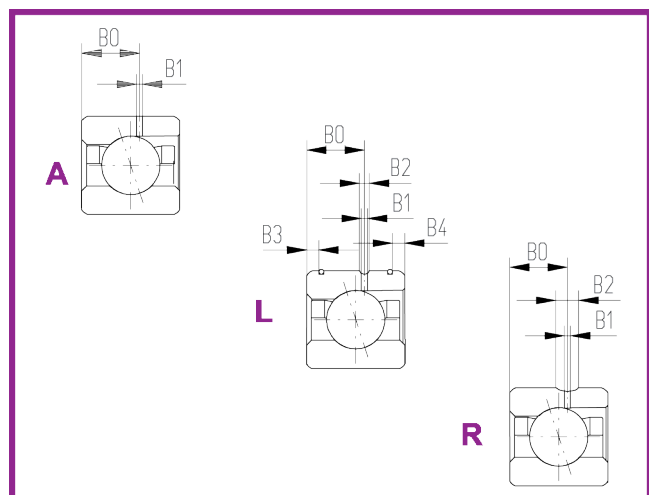
Specifications are subject to change without notice.



DIRECTLUB BEARINGS for Direct Oil Lubrication through the Outer Ring

Dimensions [mm] DIRECTLUB BEARINGS

Oil supply via		Direct oil lubrication through outer ring - Bearing types S and SM											
Design		Open side					Load side - Contact angle C only!						
d	Size	B0	A	B2	L	B4	R	B0	AB	B2	LB	B4	RB
			B1		B3		B2		B1		B3		B2
10	61900	3.7	0.5				1.6						
12	61901	3.7	0.5				1.6						
15	61902	4.4	0.5				1.6						
17	61903	4.4	0.5				1.6						
20	61904	5.4	0.5				1.6						
25	61905	5.4	0.5				1.6						
30	61906	5.4	0.5				1.6						
35	61907	5.8	0.5	1.6	2.6	1.6	2.4						
40	61908	6.9	0.5	1.6	3.5	2.5	2.4						
45	61909	6.9	0.5	1.6	3.5	2.5	2.4						
50	61910	6.9	0.5	1.6	3.5	2.5	2.4						
55	61911	7.5	0.5	1.6	4.4	2.4	2.4	4.1	0.5				
60	61912	7.6	0.5	1.6	4.3	2.3	2.4	4.1	0.5				
65	61913	7.6	0.5	1.6	4.3	2.3	2.4	4.1	0.5				
70	61914	9.4	0.5	1.6	5.2	3.2	3.5	5.3	0.5				2.4
75	61915	9.4	0.5	1.6	4.2	3.2	3.5	5.0	0.5				2.4
80	61916	9.4	0.5	1.6	4.2	3.2	3.5	4.8	0.5				2.5
85	61917	10.4	0.5	2.5	3.8	3.8	3.5	5.5	0.5				3.5
90	61918	10.5	0.5	2.5	3.7	3.7	3.5	5.5	0.5				3.5
95	61919	10.5	0.5	2.5	3.7	3.7	3.5	5.5	0.5				3.5
100	61920	11.9	0.5	2.5	4.3	4.3	3.5	6.0	0.5				3.5
105	61921	11.9	0.5	2.5	4.3	4.3	3.5	6.0	0.5				3.5
110	61922	12.4	0.5	2.5	3.8	3.8	3.5	6.0	0.5				3.5
120	61924	13.1	0.5	2.5	5.1	5.1	3.5	6.4	0.5				3.5



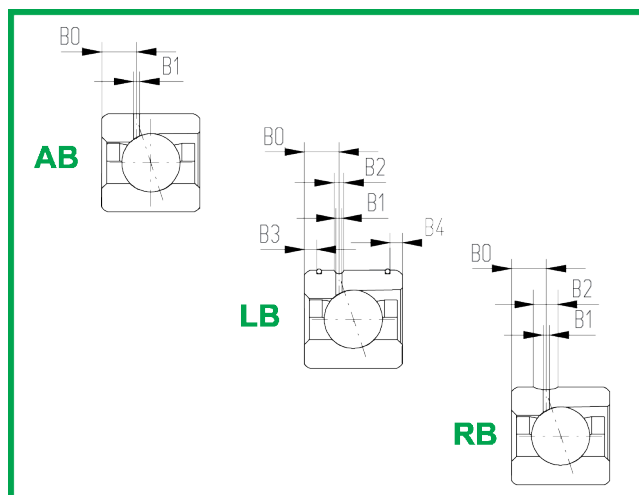
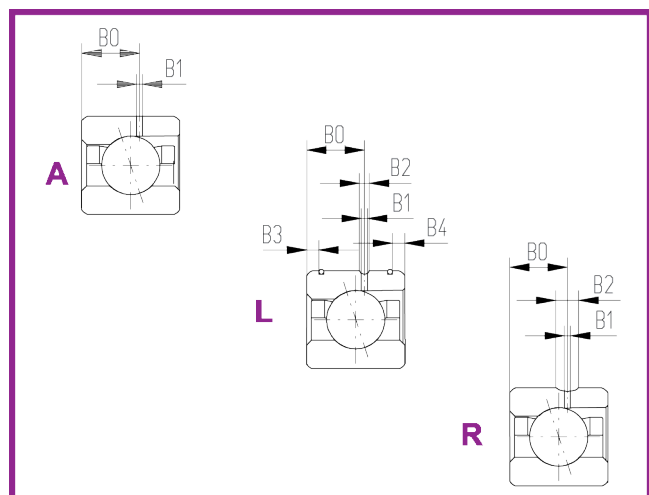
Specifications are subject to change without notice.



DIRECTLUB BEARINGS for Direct Oil Lubrication through the Outer Ring

Dimensions [mm] DIRECTLUB BEARINGS

Oil supply via		Direct oil lubrication through outer ring - Bearing types S and SM											
Design		Open side						Load side - Contact angle C only!					
d	Size	B0	A	B2	L	B4	R	B0	AB	B2	LB	B4	RB
			B1		B3		B2		B1		B3		B2
10	6000	4.8	0.5				1.6						
12	6001	5.0	0.5				1.6						
15	6002	5.3	0.5				2.4						
17	6003	6.1	0.5	1.6	1.3	1.3	2.4						
20	6004	6.8	0.5	1.6	2.6	2.6	2.4						
25	6005	6.8	0.5	1.6	2.6	3.6	2.4	3.9	0.5				1.6
30	6006	7.4	0.5	1.6	4.0	3.0	2.4	4.2	0.5				1.6
35	6007	8.2	0.5	1.6	4.2	3.2	2.4	4.3	0.5				1.6
40	6008	8.7	0.5	1.6	4.2	3.2	2.4	4.8	0.5				2.4
45	6009	9.3	0.5	1.6	4.6	3.6	3.5	5.0	0.5				2.4
50	6010	9.3	0.5	1.6	4.6	3.6	3.5	5.0	0.5				2.4
55	6011	10.2	0.5	1.6	5.2	4.7	3.5	5.8	0.5				2.4
60	6012	10.2	0.5	1.6	5.2	4.7	3.5	5.8	0.5				2.4
65	6013	10.4	0.5	1.6	5.0	4.5	3.5	5.8	0.5				2.4
70	6014	11.7	0.5	1.6	5.4	4.9	3.5	6.0	0.5				2.4
75	6015	11.5	0.5	1.6	6.6	5.1	3.5	6.0	0.5				2.4
80	6016	12.5	0.5	2.5	7.2	5.7	3.5	6.4	0.5				3.5
85	6017	12.5	0.5	2.5	7.2	5.7	3.5	6.4	0.5				3.5
90	6018	14.3	0.5	2.5	7.9	5.9	3.5	6.9	0.5				3.5
95	6019	14.3	0.5	2.5	7.9	5.9	3.5	6.9	0.5				3.5
100	6020	14.3	0.5	2.5	7.9	5.9	3.5	6.9	0.5				3.5
105	6021	15.4	0.5	2.5	8.8	6.8	3.5	7.6	0.5				3.5
110	6022	16.6	0.5	2.5	9.6	7.6	3.5	8.1	0.5				3.5
120	6024	16.6	0.5	2.5	9.6	7.6	3.5	8.1	0.5				3.5



Specifications are subject to change without notice.